

MRO Asia-Pacific 2024

Networking Guide Pre-show | Onsite

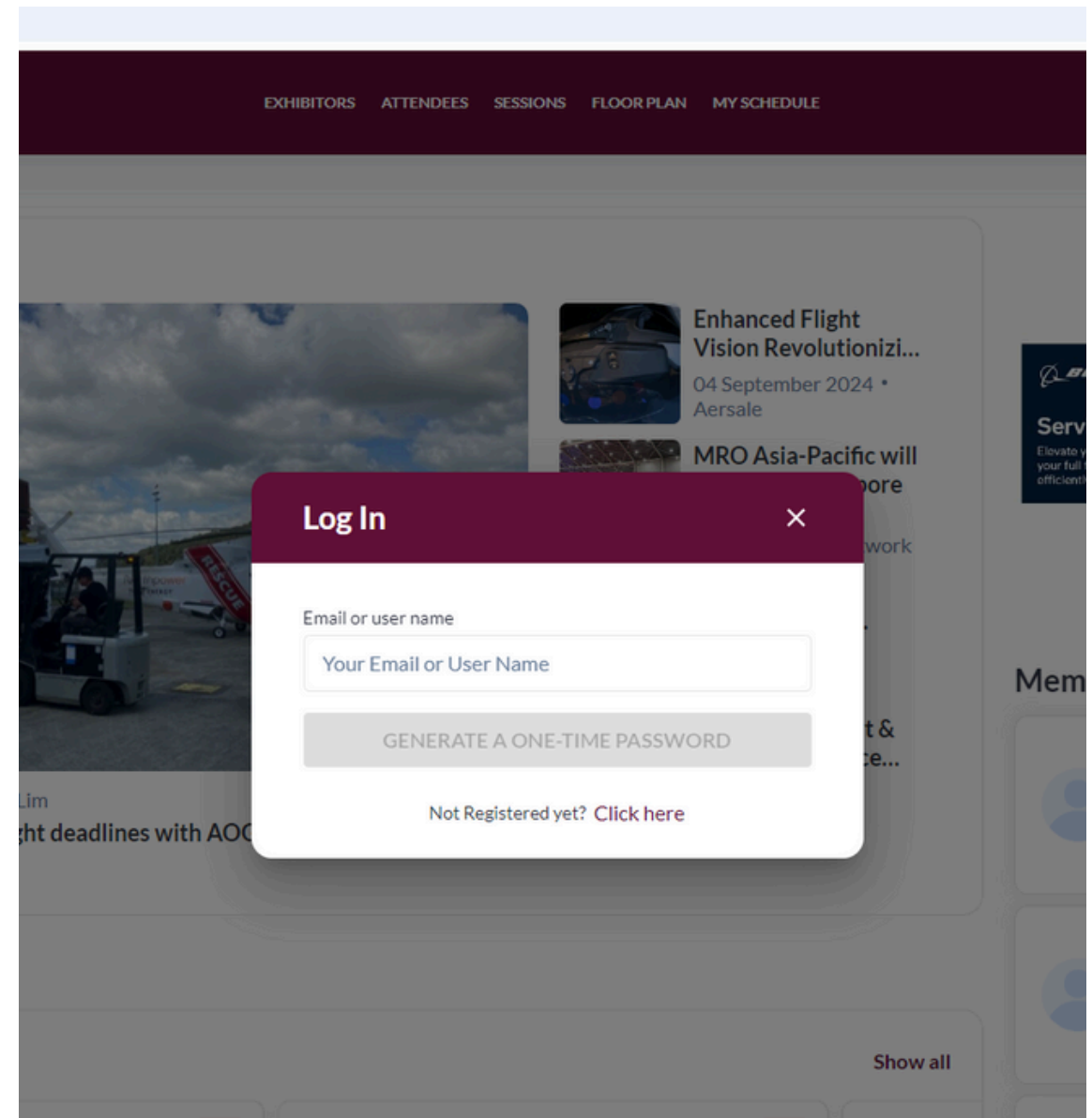


Accessing the Platform

All **registered attendees** will receive an invitation email on September 10. Look out for an email sent from: noreply@expoplatform.com

Unlike previous years, you no longer need an activation link to set a password. Instead, you can request a One Time Passcode

- Visit mroasia.expoplatform.com
- Enter your email associated with the event
- Request OTP - this will be valid for 10 minutes
- Do not close the window. Enter the passcode you receive on email




Update Your Profile

An important first step is to ensure your profile is complete.

- Upload a photo – put a face to the name and stand out from the crowds onsite
- Check your information is still correct (pulled from the registration information provided)
- **Choose Interest Categories – this is a mandatory field** and helps give clarity to those looking to book a meeting with you
- **Remember to click the Save button before you leave the page**

Photo



Supported formats: PNG, JPG, JPEG
Aspect Ratio 1:1

Company *
Aviation Week Network

Country *
United Kingdom

State/Region
[Empty]

City
London

Interest categories *
Media x

First Name *
Mark

Last Name *
Thomas

Job Title *
Marketing Manager

Email *
mark.thomasgb@informa.com

+ Add category

Cancel Save

Find attendees

You can browse the entire list of attendees registered for the event. Use the filters or keyword search to find your prospects:

- Filter by Category, Country, Interest, Industry, Job Function, Job Level or Purchasing
- Is the list still too long? Add a keyword into the search at the top to narrow down further

SEARCH
Aviation Week

Filters Reset all (2)

[Copy link to applied filters](#)

PARTICIPANT CATEGORIES ▼

COUNTRIES ▲




























Search country

- Sri Lanka
- Sweden
- Switzerland
- Taiwan
- Thailand
- Trinidad and Tobago
- Tunisia
- Turkey
- United Arab Emirates
- United Kingdom
- United States
- United States Minor Outlying Islands
- Uruguay
- Uzbekistan

ATTENDEES

Attendees

YOUR FILTERS: Aviation Week × United Kingdom ×

 <p>Alison Weller Sales Aviation Week Network</p> <p> </p>	 <p>Andy Webster Sr Mgr, MRO & Aerospac... Aviation Week Network</p> <p> </p>	 <p>Barbara Nichols Content Marketing Mana... Aviation Week Network</p> <p> </p>	 <p>Craig Caffrey Sr Aerospace Industry An... Aviation Week Network</p> <p> </p>
 <p>Dan Williams Manager Fleets, Flight & ... Aviation Week Network</p> <p> </p>	 <p>Darren Fearn Sales Manager Aviation Week Network</p> <p></p>	 <p>Elena Williams Baxendale Team Leader Aviation Week Network</p> <p> </p>	 <p>Gareth Baker Sr Marketing Executive Aviation Week Network</p> <p> </p>
			

Send a message

Send a message to an attendee to introduce yourself and qualify them as a lead before deciding on whether to send a meeting request

- Once a message is sent, the user will receive an email notifying them that they have been sent a message

The image shows a user profile for Matthew Simpson, a Marketing Manager at Aviation Week Network. The profile includes a circular profile picture, a star icon, and buttons for 'Meet' and 'Message'. To the right, a 'Matchmaking Information' section displays fields for COMPANY (Aviation Week Network), COUNTRY (United Kingdom), FIRST NAME (Matthew), LAST NAME (Simpson), and JOB TITLE (Marketing Manager). Below the profile, event details for April 18-20, 2023, at the Georgia World Congress, Hall B, 285 Andrew Young International Blvd NW, Atlanta, GA 30313, are listed, along with the hashtag #MROAM and the text MRO Americas. On the right, a messaging window titled 'Matthew Simpson' shows a message input field with the placeholder 'Enter the message', a smiley face icon, and a send button. A message bubble on the right says 'Hi Matt, how are you?' with a timestamp of 10:48 and a 'Today' separator.

Matthew Simpson
Marketing Manager
Aviation Week Network

Matchmaking Information

COMPANY Aviation Week Network	COUNTRY United Kingdom
FIRST NAME Matthew	LAST NAME Simpson
JOB TITLE Marketing Manager	

April 18-20, 2023
Georgia World Congress, Hall B
285 Andrew Young International Blvd NW
Atlanta, GA 30313

#MROAM
MRO Americas

Matthew Simpson

OPEN IN MESSENGER

Today

10:48 Hi Matt, how are you?

Enter the message

Request a Meeting

Click the Meeting button on any attendee, exhibitor or product to request a meeting.

- Select the meeting attendees (if you are part of a team, you can add multiple participants from your side to attend)
- Choose a location– choose an exhibitor booth or **the App Meeting Lounge for a dedicated space, making it easier to find your prospects**
- Click Request Meeting to trigger an email and notification to the attendee.

SEP 25 SEP 26 Additional Dates

Your meeting is from 11:00 to 11:30, 25 Sep

See my Schedule

Event time Asia/Singapore Your time Europe/London

10:00	Not available	Not available	10:30 - 10:45	10:45 - 11:00
11:00	11:00 - 11:15	11:15 - 11:30	11:30 - 11:45	11:45 - 12:00
12:00	12:00 - 12:15	12:15 - 12:30	12:30 - 12:45	12:45 - 13:00
13:00	13:00 - 13:15	13:15 - 13:30	13:30 - 13:45	13:45 - 14:00
14:00	14:00 - 14:15	14:15 - 14:30	14:30 - 14:45	14:45 - 15:00
15:00	15:00 - 15:15	15:15 - 15:30	15:30 - 15:45	15:45 - 16:00
16:00	16:00 - 16:15	16:15 - 16:30	16:30 - 16:45	16:45 - 17:00
17:00	17:00 - 17:15	17:15 - 17:30		

Location * Other x 30 min

Other location * Select other location

Select other location

App Meeting Lounge - sponsored by Boeing
Location TBC in meeting message

Test Meeting

Message * Hey Matt, let's meet up to discuss the proposal.

Media File * DROP YOUR MEDIA FILE HERE OR CHOOSE FILE up to 10 MB

Supported formats: JPEG, JPG, PNG, DOC, DOCX, XLS, XLSX, PPT, PPTX, ODT, TXT, PDF, ZIP, RAR, GZ, 7Z

Default meeting info

NEW FEATURE:
Book a meeting at the App Meeting Zone - dedicated space for app meetings

Discover Exhibitors and Products

You can browse the full list of exhibitors or narrow down the list using the available filters or keyword searches

- Select the Products/Services you are looking for and/or the country of where the exhibitor is based
- Type a keyword in which searches through the company name and description to display the results
- “Premium Exhibitors” appear first, with the remaining exhibitors shown in alpha order

The screenshot displays a web interface for discovering exhibitors. At the top, there are navigation tabs: EXHIBITORS (active), PRODUCTS, NEWS, and EVENTS (2). Below the navigation, there are filter tags: YOUR FILTERS: Ground Support Equipment x, United States x, EXHIBITOR x, and Airframes x. The main heading is EXHIBITORS, with a sub-note: Sorted alphabetically, switch to "Recommended for You" to personalize this list with AI precision. A toggle switch for "Recommended for you" is visible on the right. The exhibitor cards are arranged in a grid. Each card features a logo, a location tag (e.g., HALL 3 | 1428), the company name, and the location. Below each card are icons for a calendar and an envelope. The exhibitors shown are: AerSale (Miami, United States), AGSE-Westmont (Santa Fe Springs, United States), DCA Global Aviation (Deerfield Beach, United States), Hutchinson Aerospace (Burbank, United States), Kellstrom Aerospace Group (Davie, United States), and Pioneer Aero Supply (Chicago, United States).


Add Sessions to Your Schedule

Take time to look through the agenda and add any that you would like to attend to your schedule.

This will help to plan your day onsite and act as a reminder for upcoming sessions alongside your booked meetings.

If you are unsure or wish to upgrade your ticket, contact app@aviationweek.com

SESSION **Conference** + MY SCHEDULE




September 24-26, 2024
#MROAP
Conference: Peridot 201-203

Forecast Presentation: Key Trends and Topics for the Region

Attend for the critical data essential to your business activities. Get the facts and figures on in-service fleet, new deliveries and retirements for vital understanding on how to plan and strategize for the future.

Data

SPONSOR (1)




Tuesday, 24 Sep 2024
09:30 - 10:00 | Asia/Singapore
Paid
HALL 3 | Peridot 201-203
English

STARTS IN

2	0	11	24
week	days	hours	min

SESSION **Conference** + MY SCHEDULE



September 24-26, 2024
#MROAP
Conference: Peridot 201-203

Update on Regional Investments in the Asia Pacific Region

Given the projected strong MRO demand in Asia Pacific over the next decade, how are businesses in the region investing to support this growth? What are the latest infrastructure developments and MRO facilities...

Investment

Tuesday, 24 Sep 2024
10:00 - 10:45 | Asia/Singapore
Paid
HALL 3 | Peridot 201-203
English

STARTS IN

2	0	11	54
week	days	hours	min

FAQs and Video Tutorials

If you need more help on the, visit the FAQ Page where there is more information as well as How To Videos for the key features and tasks on the platform.

[> Click here to view the FAQ Page](#)

If you still need help, please contact app@aviationweek.com and we will respond as soon as we can.

items only relevant to me?

A. When browsing the event, you will come across exhibitors, attendees, products and sessions that are most relevant to you.

The best way to organise this important data all in one place is to use the favourite (the star icon). For sessions, click + My Schedule.

To view your favourites click on Profile > Networking > Favourites

Q. Why is the meeting button not available for everyone?

A. On the desktop version, you can only send a meeting to an "active" participant (someone who has logged in and updated their mandatory fields). This means every meeting request is likely to be seen and responded to.

Make sure your own profile is complete by completing your Interest Categories to allow attendees to book a meeting with you!

Q. How do I add products? (exhibitors only)

A. Adding a product or service is a great way for exhibitors to increase your visibility on the app and attract visitors looking for something specific to network about, without having to find you by name in the exhibitor list. A standard exhibitor can upload 2 products, an enhanced exhibitor can upload 10 products.

Tip: Upload an image 1000x1000px for the best results.

