



Co-located with



# Exhibitor / Sponsor Event Networking Guide



# Accessing your Account

All you need to access your account is for your email address to be registered with the event, besides that, just follow the steps below.

## Enter your Email

This needs to be the email that you registered with for the Event. If your email is not registered, contact the organiser or [support@grip.events](mailto:support@grip.events)



Enter the email address you provided when you registered for the event

E-mail

Continue



Enter the Badge ID you received in your welcome email when you registered for the event.

Badge / Registration ID

Claim Account



[Request a reminder](#)

## Enter your Badge / Registration ID

As part of registering for the Event you'll have received a unique Registration or Badge ID. Enter it to claim your account.

Requesting a Reminder will send you an email with your ID ([check your spam folder](#))!



Please create a password for your account and use this password the next time you log in.

Password

Login




## Create a Password

You'll use this password moving forward to access your account on Grip. You can always reset it, in case you forget it.

# Teams (Exhibitor & Sponsor Portal)

Teams is a critical element of the platform for exhibitors and sponsors. This page explains how to access it and some of its key features.

## Go to the Teams Tab



## Creating your Team

If you're the first person from your Company signing in you'll be presented with the option to "Create a Team". Enter your Company Name and immediately invite your colleagues to your team. This is very important if you want to take advantage of the features outlined below.

## Powerful functionality for your Company

<b>HOME</b>	
<b>Meetings</b> ●	All the meetings for you and your team members in a single overview
Smart Calendar	
<b>Inbound Leads</b> ●	All people that have viewed or expressed an interest in your colleagues or company profile in one overview.
Company Chat	
Contacts	
<b>ADMIN</b>	
<b>Team Members</b> ●	<b>Invite your Team Members</b>
<b>Company Profile</b> ●	Make sure all your colleagues are associated with your Team. This is important in order to make sure they are part of your Company Profile and people can schedule meetings with them.
Products	
Account	
Export	

## Edit the Company Profile

It is critical that your company profile looks as great as it can be, add images a description and event specific metadata to make it appear across the platform as frequently as possible.

# Company Profiles

Company Booth Profiles bring plenty of opportunities for companies to showcase their unique capabilities and products in a single overview. Simple to set up and easy for attendees to explore.

Marking a Company with "Interested" will add you to the Inbound Leads of the Company

Message a Company directly if you want to speak to them


Embedded Youtube Video

Company Information  
*Available fields depend on the organiser*

Representatives that are associated with the Company Profile

Overview of the Sessions the Company is Speaking at

Overview of the Sessions the Company is Sponsoring

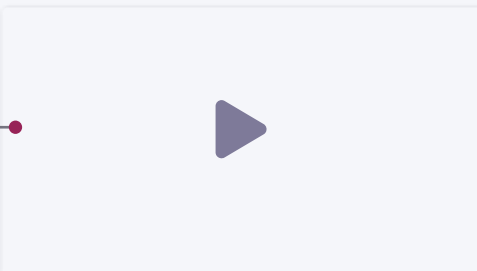


**Nokia**  
Exhibitor • Booth B3423  
Finnish multinational telecommunications, information technology.

Interested

Skip

Message Nokia



**Details**

**Summary**  
Nokia is a leading provider of technology all over the world. Nokia is a leading provider of technology all over the world. Nokia is a leading provider of technology all over the world. Nokia is a leading provider of technology all over the world.

**Company Type**  
Information Technology


**Product Category Provided**  
Software, Hardware, Anywhere

**Company Type**  
Information Technology

**Website**  
<https://landingpage.grip.events/bettvirtual>


See More

**Exhibitor Representatives**



**Maria Martin**  
Head of Business Operations


Chat



**Lee Eccles**  
Customer Success Manager

Interested

Skip



**Laurie Delpino**  
Customer Success Manager

Interested

Skip


See 7 More

**Speaking at**


**The future of Artificial Intelligence**

Main Hall

STREAM



**Elon Musk**  
Founder & CEO of Tesla



**Elon Musk**  
Founder & CEO of Tesla


Join the virtual speed networking hour to have 6 meetings of 10 minutes with relevant people ahead of Money 2020 Americas. A new an innovative way to start networking with fellow participants ahead of time and pre-quality whether its worth having a longer meeting during the event in Las Vegas in October.

**Sponsoring**


**The future of Artificial Intelligence**

Main Hall

STREAM



**Elon Musk**  
Founder & CEO of Tesla



**Elon Musk**  
Founder & CEO of Tesla

Join the virtual speed networking hour to have 6 meetings of 10 minutes with relevant people ahead of Money 2020 Americas. A new an innovative way to start networking with fellow participants ahead of time and pre-quality whether its worth having a longer meeting during the event in Las Vegas in October.

Nokia Representative

Maria Martin

Date

25th of February 2020

Time

10:30 am - 11:00 am

Location

Virtual Meeting Room

Message

Write why you would like to meet?

Request Meeting

Request a Meeting with an individual Representative of the Company

# Networking

Connections and Meetings are a core element of a succesful event experience. We've made this as easy as possible, distilling it down to just 4 simple steps to get a calendar full of meetings:

## • Request

Get recommendations, search and scroll through lists to request meetings for a time and date that works for you.

## • Accept

Receive incoming meeting requests via notifications or in your email and accept them to have them synced to your personal calendar.

## • Join

Virtual Meetings can be joined 5 minutes before the scheduled start time. You can join the meeting from your email or the platform by clicking:



Open Virtual Meeting Room

## • Rate

Give anonymous feedback on your meeting with "Good", "Bad" or "Didn't Happen" and give a reason for your rating to qualify your post-event follow-ups.

### PRO TIP

To get the best recommendations of people to meet and increase the chances that people accept your meetings one element is absolutely crucial: **complete your profile!**

Add a profile image, fill out your summary and select your preferences in the event-specific questions.

### MEETING DETAILS

Date

25th of February 2020

Time

10:30 am - 11:00 am

Location

Virtual Meeting Room

Message

Write why you would like to meet?

Request Meeting

### Recommended for You



**Daria Danilina**

Visitor - London, UK - Booth 232

Summer Associate at Balmorian Capital, MBA at London Business School, formerly Dropbox & HSBC

Meet

Interested

Skip

#### Potential Handshake

Daria is interested in meeting you

#### Looking to meet

Venture Capital, Automotive Industry, Government Service Providers and Software Developers

#### Interested in

Artificial Intelligence, Multi Agent Systems and Natural Language Processing

#### Common Connections

Stefan Eljay, John Doe and Pablo Fernandez

#### Common Industry

Daria also works in Computer Software

#### Common connections



Besides being able to request meetings, mark people with "interested" or "skip". If someone is also interested in you, chat with them and grow your network!